

FORM COMP AA
(sec Rules 253 (c), 254 (c) (iii), 254 (80 255 (1) (iv))
REPORT ABOUT THE MOTOR VEHICLES ACCIDENTS

| | | |
|----|--|---|
| 1 | Name of the Police Station | Bhokar dist.Nanded |
| 2 | CR.NO./TAR No./SDE No. | 37/2024 U/S 279,337,338,304(a) of I.P.C r/w 3(1)/181mvact. |
| 3 | Date, Time and Place of the accident. | 08/02/2024 at 2330 hrs Halda to Moghali road near Moghali Tq.Bhokar dist. Nanded. |
| 4 | Name of the Injured / Deceased | 1)Rekha w/o Parmeshwar Bhalerao age 30 year 2)Ku. Priti Parmeshwar Bhalerao age 08 year 3) Savita Shamrao Bhalerao age 35 year 4) Anjanabai Dnyaneshwar Bhalerao age 30 year all r/o Renapur Tq.Bhokar dist. Nanded 5) Sushil Maroti Gaikwad age 07 year r/o Ramkhadk Tq. Uamri dist. Nanded and injured five one |
| 5 | Name of Hospital to Which he/she was removed | Govt. Hospital Bhokar / Nanded |
| 6 | Number of vehicles and type of the vehicle | TS 16 FF- 6656 Car |
| 7 | Name and address of the Driver of the vehicle with particulars or Driving License of the said Driver and the address of the Issuing Authority of the said Driving License. The number of Badge in case of Public Service Vehicle and the address of the Issuing Authority of the said Badge. | Parmeshwar Tukaram Bhalerao age 33 year r/o Renapur Tq.Bhokar dist. Nanded Without license |
| 8 | Name and Address of the Owner of the vehicle as it stands on the date of the accident. | P. G.Narendra r/o Siddhapur Nandipeth tq. dist. Nizamabad (TS) |
| 9 | Name and address of the insurance Company with whom the vehicle was insured and the Divisional office of the said insurance Company. | Without Insurance. |
| 10 | Number of Insurance Policy/ Insurance Certificate and the date of Validity of the insurance Policy/ Insurance Certificate. | Without Insurance |
| 11 | Action taken if any and the result there of | An offence has been registered against the accused. After completion of investigation Charge-sheet has been submitted. |

Inspector of Police
Police Station Bhokar
Dist. Nanded (M.S)

N.C.R.B (एन.सी.आर.बी)

I.I.F.-I (एकीकृत अन्वेषण फॉर्म - १)

FIRST INFORMATION REPORT

(Under Section 154 Cr.P.C.)

प्रथम खबर अहवाल
(कलम १५४ फौजदारी प्रक्रिया संहिता)

1. District (जिल्हा): नांदेड

P.S.(ठाणे): भोकर

FIR No.(प्रथम खबर क्र.): 0037

Year (वर्ष): 2024

Date and Time of FIR (प्र. ख. दिनांक आणि वेळ): 09/02/2024 17:24

| 2. | S.No. (अ.क्र.) | Acts (अधिनियम) | Sections (कलम) |
|----|-------------------|------------------------|----------------|
| | 1 | भारतीय दंड संहिता १८६० | २७९ |
| | 2 | भारतीय दंड संहिता १८६० | ३३७ |
| | 3 | भारतीय दंड संहिता १८६० | ३३८ |
| | 4 | भारतीय दंड संहिता १८६० | 304-A |

3. (a) Occurrence of offence (गुन्ह्याची घटना):

1. Day(दिवस): गुरुवार

Date From (दिनांक पासून): 08/02/2024

Time Period पहर 8

Date To (दिनांक पर्यंत): 08/02/2024

(कालावधी):

Time From (वेळेपासून): 23:00 बजे

Time To (वेळेपर्यंत): 23:30 बजे

(b) Information received at P.S. (माहिती मिळालेले पोलीस ठाणे):

Date (दिनांक): 09/02/2024

Time (वेळ): 17:17 बजे

(c) General Diary Reference (रोजनामचा संदर्भ):

Entry No. (नोंद क्र.): 030

Date & Time (दिनांक आणि वेळ): 09/02/2024 17:17 बजे

4. Type of information (माहितीचा प्रकार): लेखी

5. Place of Occurrence (घटनास्थळ):

1.(a) Direction and distance from P.S.(पोलीस ठाण्यापासून दिशा व अंतर):

पूर्व, 10 किमी

Beat No. (बिट क्र.):

(b) Address (पत्ता): हाळदा ले मोघाळी जाणा-या रस्त्यावर

(c) In case, outside the limit of this Police Station, then

(या पोलीस ठाण्याच्या हद्दीबाहेर असल्यास):

Name of P.S.(पोलीस ठाण्याचे नाव):

District(State) (जिल्हा(राज्य)):

6. Complainant / Informant (तक्रारदार/माहिती देणारा):

(a) Name (नाव): संभाजी इरवाजी देवकांबळे

(b) Father's/Husband's Name (वडील / पती चे नाव):

(c) Date/Year of Birth (जन्म तारीख/वर्ष): 1969

(d) Nationality (राष्ट्रीयत्व): भारत

(e) UID No. (यु.आय.डी. क्र.):

(f) Passport No. (पारपत्र क्र.):

Date of Issue (दिल्याची तारीख):

Place of Issue (दिल्याचे ठिकाण):

(g) ID details (Ration Card, Voter ID Card, Passport, UID No., Driving License, PAN) ओळखपत्र विवरण (राशन कार्ड, मतदाता कार्ड, पासपोर्ट, यूआईडी सं., ड्राइविंग लाइसेंस, पॅन कार्ड)

| S.No. (अ.क्र.) | ID Type (ओळखपत्राचा प्रकार) | ID Number (ओळखपत्राचा क्रमांक) |
|-------------------|-----------------------------|--------------------------------|
| 1 | | |

(h) Address (पत्ता):

| S.No. (अ.क्र.) | Address Type (पत्त्याचा प्रकार) | Address (पत्ता) |
|-------------------|------------------------------------|---|
| 1 | वर्तमान पत्ता | पोलीस स्टेशन भोकर, भोकर, नांदेड, महाराष्ट्र, भारत |
| 2 | स्थायी पत्ता | पोलीस स्टेशन भोकर, भोकर, नांदेड, महाराष्ट्र, भारत |

(i) Occupation (व्यवसाय):

(j) Phone number (फोन नं.):

Mobile (मोबाइल नं.):

7. Details of known/suspected/unknown accused with full particulars (माहिती असलेल्या / संशयीत/अनोळखी आरोपीचा संपूर्ण पत्ता):

| S.No. (अ.क्र.) | Name (नाव) | Alias (उर्फनाव) | Relative's Name (नातेवाईकाचे नाव) | Present Address (वर्तमान पत्ता) |
|-------------------|--|-----------------|--------------------------------------|---|
| 1 | वाहन क्र. TS-16- FF-6656 या बालक परमेश्वर तुकाराम भालेराव | | | 1. रेणापुर, भोकर, नांदेड, महाराष्ट्र, भारत |

8. Reasons for delay in reporting by the complainant/informant (तक्रारदार/माहिती देणा-याकडून तक्रार करण्यातील विलंबाची कारणे):

9. Particulars of properties of interest (संबंधीत मालमत्तेचा तपशील):

| S.No. (अ.क्र.) | Property Category (मालमत्ता वर्ग) | Property Type (मालमत्ता प्रकार) | Description (वर्णन) | Value (In Rs/-) (मुल्य (रु. |
|-------------------|--------------------------------------|------------------------------------|---------------------|--------------------------------|
|-------------------|--------------------------------------|------------------------------------|---------------------|--------------------------------|

10 Total value of property (In Rs/-)
(चोरीस गेलेल्या मालमत्तेचे एकूण मुल्य (रु. मध्ये)):

11. Inquest Report / U.D. case No., if any
(इन्क्वेस्ट अहवाल/ अकस्मात मृत्यू प्रकरण क्र., जर असल्यास):

| S.No. (अ.क्र.) | UIDB Number (यु.आय.डी.बी.क्र.) |
|-------------------|-----------------------------------|
|-------------------|-----------------------------------|

12. First Information contents (प्रथम खबर हकीकत):

दिनांक 09/02/2024

किर्याद

मी, संभाजी इस्वाजी देवकांबळे वय 55 वर्ष, व्यवसाय- नौवारी सघोषपनि पोलीस स्टेशन भोकर मो.नं.

9623979181.

सनक्ष पोलीस स्टेशन भोकर येथे हजार येवून सरकारतर्फे किर्याद देतो की, मी मार्गील 05 वर्षापासून मोघाळी हाळ्या मध्ये बिट अंमलदार म्हणून कामकाज करतो.

काल दिनांक 08/02/2024 रोजी रात्री अंदाजे 23.00 ते 23.30 वा. चे सुमारास मोघाळी गावाजवळील रोडवरून जात असताना कार क्र. TS-16-FF-6656 वा टायर फुटल्याने सदरची कार ही पुलाखालील झाडाला आदळून नाल्यातील पाण्यात पडली असल्याची माहिती मिळाल्याने सदरची माहिती मा. पो.नि. श्री. मारकड साहेब, यांना दिल्याने आम्ही लागलीच स्टे.डा.क्र. 03 वेळ 00.42 वा. नोंद करून मी व माझे सोबत मा. पो.नि. साहेब, पोहेकों/ 2156 मुधोळे, पोना/ 815 कळणे असे घटनास्थळी खाना झालो.

सदर घटनास्थळी जखमी कार चालक नामे परमेश्वर तुकाराम भालेराव यास बाहेर काढून विचारपुस केली असता त्याने सांगितले की, दिनांक 08/02/2024 रोजी सायंकाळी सहा वा.चे सुमारास मी, माझी पत्नी नामे रेखाबाई, मुलगा- प्रितेश परमेश्वर भालेराव, मुलगी- प्रिती परमेश्वर भालेराव तसेच भाऊ - शामराव भालेराव, व त्याची पत्नी - सविताबाई व दुसरा भाऊ- ज्ञानेश्वर व त्याची पत्नी- अंजनाबाई व त्यांची दोन मुले नामे - सोहम व दत्ता, व माझा मेहुण्याचा मुलगा नामे सुशील मारोती गायकवाड असे मिळून मी माझा विटभट्टी मालकाच्या मित्राची मारोती व्हिटारा क्रेझा कार क्र. TS-16-FF-6656 ने त्याचा भोकर येथील बुलत भाऊ संतोष देविदास भालेराव यांच्या मुलीच्या यादविकासाठी गेलो. सदरचा कार्यक्रम आटोपून रात्री अंदाजे साडेदहा वा.चे सुमारास आम्ही भोकर येथून सदर कार मोघाळी गावाजवळील नाल्यालगतच्या रोडवरून जात असताना अचानक कारच्या समोरील डाव्या बाजूचा टायर फुटल्याने माझ्या ताब्यातील कार रोडच्या उजव्या बाजूच्या पुलाच्या कटड्याला टक्कर देवून पुलाखालील झाडाला आदळून नाल्यातील पाण्यात पडली आहे असे सांगितले.

त्यानंतर आम्ही सदर ठिकाणी असलेल्या कारमधील जखमीची पाहणी केली असता कारचालक नामे परमेश्वर तुकाराम भालेराव याचे कपाळावर, डाव्या डोक्याच्या खाली खरवटले, रेखाबाई हिंस छातीत मार लागला, प्रिती हिंस किरकोळ मार लागला, प्रितेश याच्या डाव्या पायाच्या मांडीला मुक्का मार लागला, शामराव यास छातीस मार लागला, सविता हिंस डोक्याला व डाव्या हाताला गंभीर दुखापत झाली आहे, तसेच ज्ञानेश्वर भालेराव यास मुक्का मार लागला, अंजनाबाई हिच्या हाताला व छातीला गंभीर दुखापत झाली, दत्ता ज्ञानेश्वर भालेराव याच्या उजव्या कानाला व गालावर दुखापत झाली, सोहम ज्ञानेश्वर भालेराव यास मुक्का मार लागला व सुशील मारोती गायकवाड यास मार लागून तो बेहोश पडला असल्याने दितून आल्याने त्यांना स्थानिक लोकांच्या मदतीने सरकारी दवाखाना, भोकर येथे दाखल करण्यात आले.

त्यानंतर यातील जखमींना आम्ही सरकारी दवाखाना भोकर येथे उपचारकामी दाखल करून त्यांचेवर उपचार चालु असताना सविता शामराव भालेराव, प्रिती परमेश्वर भालेराव, सुशील मारोती गायकवाड हे मरण पावले आहेत. तसेच रेखा परमेश्वर भालेराव, शामराव भालेराव, अंजनाबाई ज्ञानेश्वर भालेराव हे गंभीर जखमी झाल्याने त्यांना सरकारी दवाखाना विष्णुपुरी येथे रेफर करण्यात आले असता त्यांची जखमी रेखा परमेश्वर भालेराव, अंजनाबाई ज्ञानेश्वर भालेराव हे मयत झाले आहेत. तसेच कारचालक परमेश्वर तुकाराम भालेराव, प्रितेश परमेश्वर भालेराव, दत्ता ज्ञानेश्वर भालेराव व सोहम ज्ञानेश्वर भालेराव यांना मुक्का मार लागल्याने त्यांचेवर सरकारी दवाखाना भोकर येथे उपचार चालु आहेत.

तरी दिनांक 08/02/2024 रोजी रात्री 23.00 ते 23.30 वा. चे दरम्यान भोकर ते नंदीपेठकडे जात असताना

यातील वाहन चालक नामे परमेश्वर तुकाराम भालेराव वने यांचे ताब्यातील वाहन क्र. TS-16-FF-6656 ही हथगई व निष्काळजीपणे भरधाव वेगात चालवून नोंवे हळद ते नोंवेची रेल्वेवरील पुलावर आला असता त्यांचे कारचा समोरील डाव्या बाजूचे टायर फुटल्याने वाहन वातकाचा बळनासरील ताब सुटल्याने सदरची कार ही पुलाचे कडडयाला पुलाखालील झाडाला आदळून नाल्याच्या पाण्यात पडल्याने कालखील प्रवाही यांचे मरणास व दुखापतीस कारणीभूत झाला आहे. म्हणून माझी त्याचेविषय वादं. क्र. 279,337, 338, 304 (अ) प्रमाणे सरकारतर्फे कायदेशीर फिर्याद आहे. हि फिर्याद दिली

N.C.R.B (एन.सी.आर.बी.)
I.I.F.-I (एकीकृत अन्वेषण फॉर्म - १)

(संभाजी इरबाजी देवकांबळे)
सहा. पोलीस उपनिरीक्षक
पोलीस स्टेशन भोकर

13. **Action taken:** Since the above information reveals commission of offence(s) u/s as mentioned at Item No. 2. (केलेली कारवाई: वन क्र. 2 नवे नवू केलेल्या कलमान्वये वरील अहवालावरून अपराध घडल्याचे.)

(1) **Registered the case and took up the investigation:**
(प्रकरण नोंदविले आणि तपासाचे काम हाती घेतले):

Nanasaheb Dnyandeo Ubale(I (Inspector)) /
BBMH73435

(2) **Directed (Name of I.O.)** (तपास अधिका-याचे नाव):

or (किंवा)

Rank (पद):

No.(क्र.):

to take up the investigation (ला तपास करण्याचे अधिकार दिले) or (किंवा)
(3) **Refused investigation due to** (ज्या कारणामुळे तपास करण्यास नकार दिला):

or (ज्या कारणामुळे तपास करण्यास नकार दिला)

(4) **Transferred to P.S.**

(गुन्हा दुसरीकडे पाठविला असल्यास त्या पोलीस ठाण्याचे नाव):

District (जिल्हा):

on point of jurisdiction (को क्षेत्राधिकार के कारण हस्तांतरित) .

F.I.R. read over to the complainant / informant, admitted to be correctly recorded and a copy given to the complainant / informant free of cost. (प्रथम खबर तक्रारदाराला/खबरीला वाचून दाखविली, बरोबर नोंदविली असल्याचे त्याने मान्य केले आणि तक्रारदाराला/खबरीला खबरीची प्रत मोफत दिली.)

R.O.A.C. (आर. ओ .ए .सी.)

CRIME DETAILS FORM

(घटनास्थळ पंचनामा/गुन्ह्याच्या तपशीलाचा नमुना)

01. State : महाराष्ट्र Dist : लांदेड P.S. : भोकर. FIR/Proceeding/G.D.No. : 37 Year : 2024 Date : 09.02.2024
राज्य : जिल्हा : पोलीस ठाणे : पहिली खबर क्र./कार्यवाही क्र. वर्ष : तारीख :

02. Act and Sections : अधिनियम व कलम क-279, 337, 338, 304 (अ) भा-द-वि

03. The Place of Occurrence shown by : घटनेचे ठिकाण दाखविणाराचे :
Name : सोनेरवार भावेराव Fathers/Husband's Name : ठुकाराम भावेराव
नाव : पित्याचे/पतीचे नाव :
Address : व.र. 40 वर्षे बावसाय-वीर कामगार श. शेगाव त. भोकर
पत्ता : जि. लांदेड

04. TYPE OF CRIME (All including M.O. Crime) :
गुन्ह्याचा प्रकार (गुन्ह्याच्या सर्व पद्धतीसह) :

(i) * Major Head : अपघात (ii) Classification of Major Head : निष्काशपिणाने व अर
प्रधान शीर्ष : प्रधान शीर्षाचे वर्गीकरण : वेळाने वाहन चालवून दुखाप
व हत्येचा कारणाधिकार ठरले

(iii) * Method(s) पद्धती :
1. भोकर ते वज्जोर तेमगावकडे गेल्या असताना माझे हातडा ते
2. मोघादी रोडवरून पुलावर झालेली छिद्रात ब्रेक करी व. T.S-16
3. FF-6656 चे समोरीत झाल्यावरून फुटल्यानंतर कार रेष्यात उजव्या बाजूस मागे
पुलावरून खाली नाल्यात मागे पडली झाली.

(iv) * Conveyances used : मागेली छिद्रात ब्रेक करी व. T.S-16 - FF-6656
वापरलेली वाहने :

(v) * Character assumed :
कल्ले वंशानंतर / कल्लेली वंशानंतरा :

(vi) * Language/s. lang. used :
वापरलेली भाषा / बोली भाषा :

(vii) * Special Feature-1 :
विशेष वैशिष्ट्य-1 :

* Special Feature-2 :
विशेष वैशिष्ट्य-2 :

* Special Feature-3 :
विशेष वैशिष्ट्य-3 :

(viii) Type of Place of Occurrence :
घटनेचा ठिकाणाचा प्रकार :

भोकर ते उजरी कडे गेल्यास रोडवरून मागे हातडा
ते मोघादी रोडवरून पुलाचे खालील नाल्यात मागे हातडा शिवा

(ix) Type of Property Involved (4 Types) : (Major head of the property to be filled)
अंतर्भूत मालमत्तेचा प्रकार :

(1) :
(2) :
(3) :
(4) :

05. Particulars of the victims (Attach separate sheet if required) :

वर्जित तपशील (आवश्यक असल्यास स्वतंत्र कागद जोडावा) :

| Sr. No. अ. क्र. | Full Name संपूर्ण नाव | Date/Year of Birth जन्म तारीख / वर्ष | Sex लिंग | Nationality राष्ट्रीयता | Religion धर्म | Whether SC / ST जाती / जमाती | Occupation व्यवसाय | Address पत्ता | |
|--------------------|--------------------------------|---|-------------|----------------------------|------------------|---------------------------------|--------------------|---------------------------------------|----------------|
| 1) | परमेश्वर ठाकरा भाबरेवा | ३३ वर्ष | पुरुष | भारतीय | हिंदू | मातंग | वीर कामगार | रा. रेणापुर ना. भोकर जि. नांदेड | साथी दुखापत |
| 2) | सौ. रेखा परमेश्वर भाबरेवा | ३० वर्ष | स्त्री | भारतीय | हिंदू | मातंग | नीट कामगार | — | मयत |
| 3) | कु. प्रिती परमेश्वर भाबरेवा | ०८ वर्ष | स्त्री | भारतीय | हिंदू | मातंग | शिक्षण | — | मयत |

06. Motive of Crime : निष्काळीपणाने व भरधाव वेगाने वाहन चालवून हत्येस
मुन्हाचा हेतु : तसेच दुखापतीत कारणीभूत ठरणे.

07. Details of properties Stolen/Involved : (Use appropriate prescribed forms(s) and attach) :
चरोच्या/ अतर्भूत मालमालाचा तपशील (योग्य नमुना वापरला व सोबत जोडावा)

08. Description of the place of Occurrence :

घटनेच्या जागेचे वर्णन :

घटनास्थळ पंचनामा

आम्ही सपोनि, सधना राहोड नेमणूक पो.हे. भोकर नी नमुन
पंचनामा ग्राम राहोड ते मोहोली रोडवरील पुचावर बोचापुन
कळविले की, पो.हे. भोकर येथे गु.र.न. ३७/२०२५ क. २७९, ३३७, ३३८
३०५ (अ) भा.दे.वि. चा तखत साचा आहे. सदर गुह्याची
घोड्यात हस्तगत लागुन सदर गुह्यात घटनास्थळ पंचनामा
करणे असल्याने आपण घटनास्थळ पंच गुह्यात हजर रहा असे
कळविले वरून पंचानी ठेकार दिल्या व पंच गुह्यात हजर आले.

| કોષ્ટક નં. | વસ્તુનું નામ | પ્રમાણ | મિલકત | વિવરણ | કોષ્ટક નં. | વસ્તુનું નામ | પ્રમાણ | મિલકત | વિવરણ |
|------------|--------------|---------|-------|--------|------------|--------------|---------|-------|--------|
| 1 | સોલર લાઇટ | 08 વર્ષ | કુલ | આંતરીક | સિંગલ | સોલર લાઇટ | 08 વર્ષ | કુલ | આંતરીક |
| 2 | સોલર લાઇટ | 40 વર્ષ | કુલ | આંતરીક | સિંગલ | સોલર લાઇટ | 40 વર્ષ | કુલ | આંતરીક |
| 3 | સોલર લાઇટ | 35 વર્ષ | કુલ | આંતરીક | સિંગલ | સોલર લાઇટ | 35 વર્ષ | કુલ | આંતરીક |
| 4 | સોલર લાઇટ | 35 વર્ષ | કુલ | આંતરીક | સિંગલ | સોલર લાઇટ | 35 વર્ષ | કુલ | આંતરીક |
| 5 | સોલર લાઇટ | 35 વર્ષ | કુલ | આંતરીક | સિંગલ | સોલર લાઇટ | 35 વર્ષ | કુલ | આંતરીક |
| 6 | સોલર લાઇટ | 35 વર્ષ | કુલ | આંતરીક | સિંગલ | સોલર લાઇટ | 35 વર્ષ | કુલ | આંતરીક |
| 7 | સોલર લાઇટ | 35 વર્ષ | કુલ | આંતરીક | સિંગલ | સોલર લાઇટ | 35 વર્ષ | કુલ | આંતરીક |
| 8 | સોલર લાઇટ | 35 વર્ષ | કુલ | આંતરીક | સિંગલ | સોલર લાઇટ | 35 વર્ષ | કુલ | આંતરીક |
| 9 | સોલર લાઇટ | 35 વર્ષ | કુલ | આંતરીક | સિંગલ | સોલર લાઇટ | 35 વર્ષ | કુલ | આંતરીક |
| 10 | સોલર લાઇટ | 35 વર્ષ | કુલ | આંતરીક | સિંગલ | સોલર લાઇટ | 35 વર્ષ | કુલ | આંતરીક |
| 11 | સોલર લાઇટ | 35 વર્ષ | કુલ | આંતરીક | સિંગલ | સોલર લાઇટ | 35 વર્ષ | કુલ | આંતરીક |
| 12 | સોલર લાઇટ | 35 વર્ષ | કુલ | આંતરીક | સિંગલ | સોલર લાઇટ | 35 વર્ષ | કુલ | આંતરીક |

सदर गुण्याचे धरनालय हे माझीदार नामे सोनेटवर
उमराम भायेराव वय - 40 वर्ष व्यवसाय - वीर कामगार रा.
रेणापुर ता. ओरव जि. नंदेड ह.पु. तालुका, नंदीपेठ जवळ, तेथे
आने पंचासमस हजर राहून दारवाजे शेडवरीय पुचाचे खांबीन
मागे हाडा ते मोघाही जाणारे शेडवरीय पुचाचे खांबीन
नाच्यातीय आहे. सदर नाचा हा मागे हाडा शिवायत केतो. सदर
धरनालयची पाहणी केणी असता ओरव ते उमरी जाणारी MSRB
11 K.V ची विद्युत तारिण इलेक्ट्रिक पोचनवरीय नाच्यामधीय
पश्चिम वाजुस वाहन उलट पडलेय दिसत आहे. सदर ठिकाणी
नाच्यातु अंदाजे गुड्यापर्यंत पाणी असून सदरीय अपघातग्रस्त
वाहनाचे लोड पश्चिम दिशेकडे दिसत आहे. सदर वाहन ही माशेती
विशारा ब्रेझा कंपनीची कार असून जिचा नंबर TS-16-FF-6656
आसा आहे. सदरची कार असून तिचा रंगाला आहे. सदर कारचे इंजिन,
रोप, सेलीम, डिस्की, डेअर, ब्रेक हे सर्व लुटून लुटून त्याची
नासधूस झालेली दिसत आहे.
मागे हाडा ते मोघाही जाणारे शेडवरीय पुचावरून जात
असताना कारचावळक पश्मेवर भायेराव हा निष्काळजीपणाने व
अश्याव वेगाने कार चालवित असताना कारचे समोरीय डाव्या
वाजुचे रायर फुटल्याने गाडी अचानकाने जाऊन शेडच्या उजव्या
वाजुच्या कठड्याच्या खळक तेवून कार पुचाखांबीन झाडाला आडवून
नाच्यातीय पाव्यात पडली व अपघात झाला असे यासीदराने
पंचासमस संजितले.
सदर धरनालयवरून अपघातग्रस्त वाहन - माशेती विशार
ब्रेझा कंपनीची कार वे. TS-16-FF-6656 इतकी गुण्यात
पुरावाकामी नफ्त करण्यात आली आहे.
Lat-19.134068, Long-77.685304
धरनालयची चतुःसीमा -
उत्तर - ओरव ते उमरी जाणारा दांबरी रोड त्यापलीकडे माशेतीव
नांगन कदम यांचे मावळीचे शेठ.
1) पश्चिमेक - माशेतीव नांगन कदम यांचे मावळीचे शेठ.
2) उमरेक - पुर्व-पश्चिम जाणारा नाचा.
3) दक्षिणेक - माशेतीव नांगन कदम यांचे शेठ.
सदरचा पंचनामा आम्ही व पंचांनी कुवाळीपाळून शेवटपर्यंत
केला. सदरचा पंचनामा थारा व बरोबर असल्याने पंचांनी लाव
केल्या.
सदरचा पंचनामा आज दि. 09.02.2024 रोजी
वा. सिपविकी.

09. Map/नकाशा:

पश्चिम पूर्व गाली

प. माहोतवाव बाजार
कडम बाजार मालकीने
सोर

अपघातग्रस्तवाहन

मालकीने

मालकीने

माहोतवाव बाजार मालकीने

माहोतवाव बाजार
कडम बाजार
मालकीने सोर

10. Description of physical evidence from the scene of crime for the property recovered/ seized for the purpose of investigation
तपासकामी प्रत्यक्ष पुरावा म्हणून मुद्द्याच्या जागेवरून मिळविलेल्या/ जात केल्या मालमत्तेचे वर्णन :

माहोती विहार ब्रेझा कंपनीची कार क्र. TS-16-FF-6656

11. Date and Time of Panchanama :

पटनाम्याळ पंचनाम्याची दिनांक :

09.02.2024

Time :

वेळ : 13.15

ते 14.00 पर्यंत

12. Name of Panchas

पंचाची नावे :

(1) माहोतवाव होडिंग कडकुंवार वय 54 वर्षे

व्यवसाय - शेती व हाव्वा सा भोकर

मि. नोंद नं. 9520417404

(2) शत्रु महजन शारलवास वय 40 वर्षे

व्यवसाय - शेती व हाव्वा सा भोकर

मि. नोंद नं. 7038620175

Signature of Panchas

पंचाचे सहया

राज

Date :

दिनांक : 09.02.2024

Name and Signature of Investigation Officer

तपासक अधिकारीचा सहाय

Name :

नाम : कल्पना अशोकराव शेंडोड

Rank :

थपोनि

B.No. If any:

पदनाम :

Posting :

पो. ले. भोकर

नियुक्ती :

C.M.67a

Memorandum of post-mortem examination

held at Rural Hospital Bhokar Dispensary/Hospital ☒ On the dead body
of Preeti Parmeshwar of Village/City Perapur Taluka Bhokar District
Named by Bhalerao → Dr. Sagarreddy Chintalpelli

1) General Particulars

1. a) By whom was the corps sent ?
b) Name of the place from which sent
c) Distance of place from which sent

ASI Denkamble S.I.
Rural Hospital Bhokar
0 km

2. By whom was the corps brought ?

Rathod Lahu PC/3217

3. By whom identified ?

Parmeshwar Tukaram
Bhalerao

4. The date, hour and minute of its receipt.

- a) The date, hour and minute of beginning
post-mortem examination.

09/02/2024 at 10 AM

- b) The date, hour and minute of ending
post-mortem examination.

09/02/2024 at 11 AM

5. Substance of accompanying Report from police

officer or Magistrate, together with date of death,
if known. Supposed cause of death or reason,
for examination.

A.S per police Inquest

आवक क्र. 304... 1 2024
पो. स्टे. भोकर जि. नांदेड.
दिनांक: 20.10.2024

6. if not examined at Dispensary/Hospital.

a) Name of the place where examined

b) Distance from Dispensary/Hospital.

c) Reason why body was not sent to the Dispensary/Hospital.

II) External Examination.

7. Sex, apparent age, race or caste. Description of clothes and of ornaments on the body.

As per police Inquest
T-shirt and jeans

8. Condition of the clothes whether wet with water stained with blood or soiled with vomit or faecal matter.

Clothes wet with water.
Not stained with blood or soiled with vomit or faecal matter.

9. Special marks on the skin Such as scars tattooing, ect, any malformations, peculiarities, or other marks of identification. State of the teeth in newly born infants, the length and (if possible) the weight of the body to be recorded together with the State of the hair, nails and umbilical cord, etc length, whether placenta is attached or not, if present, size and condition.

(2)

10. Condition of body - Whether well - nourished, thin or emaciated, warm or cold

Thin
cold

11. Rigor Mortis - well - marked, slight or absent; whether present, in the whole body or part only.

Rigor mortis well marked
present in whole body

12. Extent, and signs of decomposition, presence post-mortem lividity of buttocks, loins, back and thighs or any the other part. Whether bullae present and the nature of the contained fluid Condition of the cuticle.

No signs of decomposition
Post-mortem lividity present
on buttocks, back and thigh
No bullae present

13. Features - whether natural or swollen, state of eyes, position of tongue; nature of fluid (if any) oozing from mouth, nostrils or ears.

Natural, eyes partially open
Tongue inside mouth
Fluid oozing from mouth, nostrils
Frothing present

14. Condition of skin - Marks of blood, etc in suspected drowning the presence or absence of cuts and abrasions to be noted.

No marks of blood

15. Injuries to external genitalia indication of purging.

no injury

16. Position of Limbs-Especially of arms and of fingers in suspected drowning the presence or absence of sand or earth within the nails or on the skin or hands and feet.

Body was in supine position and all limbs straight.

17. Surface wounds and injuries - Their nature, position, dimensions (measured) and direction to be accurately stated - their probable age and causes to be noted

NO any external injury / surface wounds over body.

If bruises be present what is the condition of the subcutaneous tissues?

(N.B. - When injuries are numerous and cannot be mentioned within the space available they should be mentioned on a separate paper which should be signed)

18. Other injuries discovered by external

Examination or palpation as fractures

Intact, no fracture

a) Can you say definitely that the injuries shown

against derail Nos. 17 and 18 are ante-mortem injuries?

III) Internal Examination.

19. Head.

i) injuries under the scalp, their nature

Intact, no injury

ii) Skull-vault and base - describe fractures

Intact, no fracture

their sites, dimensions, directions, etc.

iii) Brain - The appearance of its covering size

Intact

weight and general condition of the organ itself

Meninges - congested

and any abnormality found in its Examination on

Brain matter congested

be carefully noted (weight M. 3 gram F. 2.75 grams)

and edematous

20. Thorax -

a) Walls, ribs, cartilages

Intact, no injury

b) Pleura

Intact

c) Larynx Trachea and Bronch

Intact, both present along lining

d) Right Lung

Lung enlarged, voluminous, bulky

e) Left Lung

Pinkish, both present, subpleural hemorrhage

f) Pericardium

Intact

g) Heart with weight

Intact, no injury

h) Large vessels

i) Additional remarks

21. Abdomen

Walls.

Peritoneum.

Cavity.

Buccal Cavity, teeth tongue and Pharynx.

Esophagus.

Stomach and its contents.

Small intestine and its contents.

Liver (with weight) and gall bladder.

Pancreas and Supraanals.

Spleen with weight.

Kidneys with weight.

Bladder.

Organs of generation.

Additional remarks with where possible, medical
officers deduction from the state of the contents
of the stomach as to time of death and last meal.

State which viscera (if any) have been retained
for chemical examination and also examination
and also quote the numbers on the bottles
containing the same.

Intact, no injury

Intact

Intact

Intact, no injury

Intact

Intact, congested, undigested food particles

Intact, congested, semidigested food particles

Intact, congested, no injury

Intact, congested, no injury

Intact, congested, no injury

Intact, congested, no injury

Intact, empty

Viscera not preserved

(4)

22. Spine and Spinal Cord.

Not opened

Opinion as to cause probable cause
In my opinion the probable cause of death
is Asphyxia due to hanging.

Dated 09/02/2024

Peddy
(Signature)
Medical Officer
Rural Hospital, Shokar

The Spinal Cord need not be examined unless there are any indications of disease, Strychnia poisoning or injury.

Note :- The report must be written and signed immediately after the examination. Medical officers will at once

depatch a duplicate copy to the Civil Surgeon of their district for record in his office

Great care should be taken not to cut viscera before they have been inspected in situ.

Dated 09/02/2024

No. 02/65-2024

Place Dispensary/Hospital Rural Hospital

Forwarded to the police sub-inspector _____ of _____ Dated / / 2013
with reference to his No. _____ For information

2. Viscera has been preserved, It may please be Stated immediately whether examination by the chemical Analyser is necessary or it is to be destroyed.

Viscera not preserved

Peddy
Civil Surgeon or M.M.S. Officer.
Medical Officer
Rural Hospital, Bhojpur

Copy forwarded with compliments to the Civil Surgeon,

for information

M.M.S. Officer.

Seen and examined by the Civil Surgeon -----on-----Remarks for the
Civil Surgeon (if any)

Peddy
for Civil Surgeon
Medical Officer
Rural Hospital, Bhojpur

7-9-2008-5,00,000 Bks./4 lvs.--PA4*
 No. 733/33, dated 16-6-41 and
 and L. G. D., No. 733/33, dated 11-12-47,
 Gen General with the Govt. of Maharashtra, Bombay's
 No. FRM/1462/19357/1, dated 4-7-62.]

andum of a post-mortem examination held at Rural Hospital Bhokar Dispensary Hospital ✓
 on the dead body of Savita Shyamrao of Village Rerapur
 Bhalerao City
 , District Nanded , by Dr Sagarreddy Chintalpelli
 aluka Bhokar

I. General Particulars—

1. (a) By whom was the corpse sent ?

ASI Dervkamble

(b) Name of place from which sent.

Rural Hospital Bhokar

(c) Distance of place from which sent.

0 km

2. By whom was the corpse brought ?

Rathod Lahu PC/3217

3. By whom identified ?

Parmeshwar Tukaram Bhalerao

4. The date, hour and minute of its receipt.

(a) The date, hour and minute of beginning post-mortem examination.

09/02/2024 at 9 AM

(b) The date, hour and minute of ending post-mortem examination.

09/02/2024 at 10 AM

5. Substance of accompanying Report from Police Officer or Magistrate, together with the date of death if known. Supposed cause of death or reason, for examination.

As per police Inquest

6. If not examined at
Dispensary or Hospital—

2

(a) Name of place where
examined.

(b) Distance from Dis-
pensary or Hospital—

(c) Reason why the body
was not sent to the
Dispensary or Hospital.

II. External Examination—

7. Sex, apparent age, race
or caste.

AS per police Inquest

Description of clothes
and of ornaments on the
body.

Yellow coloured saree, blouse

8. Condition of the clothes—
Whether wet with water,
stained with blood or soiled
with vomit or faecal matter.

~~Peddle~~ wet with water
NOT stained with blood or soiled
with vomit or faecal matter.

9. Special marks on the skin
such as scars, tattooing
etc., any malformations
peculiarities, or other
marks of identification.
State of the teeth.

In newly born infants, the
length and (if possible), the
weight of the body to be
recorded together with the
state of the hair, nails and
umbilical cord, its length,
whether placenta is
attached or not, if present,
its size and condition.

Condition of body—

Whether well-nourished, thin
or emaciated, warm or cold.

well nourished
cold

11. **Rigor Mortis**—Well-marked, slight or absent; whether present in the whole body or part only.

Rigor mortis well marked.
Present in whole body.

12. Extent and signs of decomposition, presence post-mortem lividity of buttocks, loins, back and thighs or any other part. Whether bullae present and the nature of their contained fluid. Condition of the cuticle.

No signs of decomposition.
Postmortem lividity present on buttocks,
loin, back and thigh.
No bullae present

13. **Features**—Whether natural or swollen, state of eyes, position of tongue: nature of fluid (if any) oozing from mouth, nostrils or ears.

Natural, eyes closed.
Tongue inside mouth
No oozing from mouth, nostrils or ears.

14. **Condition of skin**—Marks of blood etc. In suspected drowning the presence or absence of cutaneous anserina to be noted.

No mark of blood.

15. Injuries to external genitals.
Indication of purging.

4
NO injuries

16. **Position of limbs—**
Especially of arms and of fingers in suspected drowning the presence or absence of sand or earth within the nails or on the skin of hands and feet.

Body was in supine position
upper limb and lower limb are straight

17. **Surface wounds and injuries—**Their nature, position, dimensions (measured) and directions to be accurately stated—their probable age and causes to be noted.

If bruises be present what is the condition of the subcutaneous tissues?

- 1) CW over Lateral aspect of Left arm 8x5x4cm
- 2) CW over Left elbow 6x4x3cm
- 3) CW over Left elbow 5x3x2cm
- 4) Abrasion over Left elbow 5x3cm

(N.B.—(When injuries are numerous and cannot be mentioned within the space available they should be mentioned on a separate paper which should be signed).

18. Other injuries discovered by external examination or palpation as fractures etc.

NO fractures

- (a) Can you say definitely that the injuries shown against serial Nos 17 and 18 are ante mortem injuries?

Internal Examination—

Head—

(i) Injuries under the scalp, their nature.

underscalp hematoma present.

(ii) **Skull**—Vault and base—describe fractures, their sites, dimensions, directions, etc.

Intact, no fracture

(iii) **Brain**—The appearance of its coverings, size, weight and general condition of the organ itself and any abnormality found in its examination to be carefully noted (weight M. 3 grams F. 2.75 grams).

subdural hemorrhage present

Brain matter—congested and oedematous.

20. Thorax—

(a) Walls, ribs, cartilages

Intact

(b) Pleura

Intact

(c) Larynx, Trachea and Bronchi.

Intact, congested

(d) Right Lung

(e) Left Lung

] Intact, congested, no injury

(f) Pericardium

Intact

(g) Heart with weight

Intact, no injury
blood filled approx. 250gms

(h) Large vessels

Intact

(j) Additional remarks.

—

21. **Abdomen—**

| | |
|---|--|
| Walls | Intact |
| Peritoneum | Intact, no injury |
| Cavity | Intact |
| Buccal Cavity, teeth, tongue and Pharynx. | Intact, tongue inside mouth, teeth |
| Esophagus | Intact, congested |
| Stomach and its contents | Intact, undigested food particles |
| Small intestine and its contents. | Intact, semidigested food particles |
| Large intestine and its contents. | Intact, partially loaded with gases and faecal matter. |
| Liver (with weight) and gall bladder. | Intact, Pale, no injury |
| Pancreas and Suprarenals | Intact, Pale, no injury |
| Spleen with weight | Intact, Pale, no injury |
| Kidneys with weight | Intact, Pale, no injury |
| Bladder | empty |
| Organs of generations | — |

Additional remarks with where possible, medical officer's deduction from the state of the contents of the stomach as to time of death and last meal.

—

State which viscera (if any) have been retained for chemical examination and also quote the numbers on the bottles containing the same.

Viscera not preserved.

7
Brain and Spinal Cord—

Not opened

Opinion as to the cause
probable cause of death.

In my opinion the probable cause of death is
due to Intracranial hemorrhage in a case
of Head injury.

Dated 09/02/2020

Reddy

Medical Officer
(Signature)
Rural Hospital, Bhojpur

*The Spinal Cord need not be examined unless there are any indications of disease, Strychnia poisoning or injury.

Note—The report must be written and signed immediately after the examination. Medical Officers will at once despatch a duplicate copy to the Civil Surgeon of their district for record in his office.

Great care should be taken not to cut the viscera before they have been inspected *in situ*.

PM. No. 01/64-2024⁸ Petty

Place Dispensary Rural Hospital 200
Civil Hospital

Forwarded to the Police Sub-Inspector
for information with reference to his No.

of 200

2. Viscera has been preserved. It may please be stated *Immediately* whether examination by the Chemical
Analyser is necessary or it is to be destroyed.

Viscera Not preserved.

Petty
Civil Surgeon or M. M. S. Officer
Medical Officer
Rural Hospital, Bhokar

Copy forwarded with compliments to the Civil Surgeon,

for information.

Petty
M. M. S. Officer
Medical Officer
Rural Hospital, Bhokar

Seen and examined by the Civil Surgeon,

200

Remarks of the Civil Surgeon,

(if any)

on

Civil Surgeon

C.M.67a

Memorandum of post-mortem examination

held at Rural Hospital Bhokar Dispensary/Hospital On the dead body
of Sushil Manohi Gaikwad of Village/City Ranthodak Taluka VMH District ---
Named by Dr. Sagarreddy Chintalpehi

1) General Particulars

- By whom was the corps sent ?
- Name of the place from which sent
- Distance of place from which sent

ASI Denkamble S.I.
Rural Hospital Bhokar
0 km

2. By whom was the corps brought ?

Rathod Lahur PC/3247

3. By whom identified ?

Parmeshwar Tukaram
Bhalerao

4. The date, hour and minute of its receipt.

09/02/2024 at 11 AM

- The date, hour and minute of beginning post-mortem examination.

09/02/2024 at 12 PM

- The date, hour and minute of ending post-mortem examination.

5. Substance of accompanying Report from police officer or Magistrate, together with date of death, if known. Supposed cause of death or reason, for examination.

As per police Inquest

मासिक क्र. 304... 12024
पो. स्टे. भोकर जि. नांदेड.
दिनांक. 10.. 102.. 2024

6. if not examined at Dispensary/Hospital.

a) Name of the place where examined

b) Distance from Dispensary/Hospital.

c) Reason why body was not sent to the Dispensary/Hospital.

II) External Examination.

7. Sex, apparent age, race or caste. Description of clothes and of ornaments on the body.

As per police Inquest
Black shirt and blue pant

8. Condition of the clothes whether wet with water stained with blood or soiled with vomit or faecal matter.

Clothes wet with water
not stained with blood or soiled
with vomit or faecal matter

9. Special marks on the skin Such as scars tattooing

ect, any malformations, peculiarities, or other marks

of identification. State of the teeth

in newly born infants, the length and (if possible)

the weight of the body to be recorded together with

the State of the hair, nails and umbilical cord, etc

length, whether placenta is attached or not, if

present, size and condition.

(2)

10. Condition of body - Whether well - nourished, thin or emaciated, warm or cold

Thin

Cold

11. Rigor Mortis - well - marked, slight or absent; whether present, in the whole body or part only.

Rigor mortis well marked
Present in whole body

12. Extent, and signs of decomposition, presence post-mortem lividity of buttocks, loins, back and thighs or any other part. Whether bullae present and the nature of the contained fluid Condition of the cuticle.

No signs of decomposition
Postmortem lividity present
on buttocks, back and thigh
No bullae present.

13. Features - whether natural or swollen, state of eyes, position of tongue; nature of fluid (if any) oozing from mouth, nostrils or ears.

Natural, eyes closed
Tongue inside mouth
Fluid oozing from mouth, nostrils
Frothing Present.

14. Condition of skin - Marks of blood, etc in suspected drowning the presence or absence of cuts and abrasions to be noted.

No marks of blood.

15. Injuries to external genitalia indication of purging.

NO injury

16. Position of Limbs-Especially of arms and of fingers in suspected drowning the presence or absence of sand or earth within the nails or on the skin or hands and feet.

Body was in supine position and all limbs straight.

17. Surface wounds and injuries - Their nature, position, dimensions (measured) and direction to be accurately stated - their probable age and causes to be noted

NO any external injury / surface wounds over body.

If bruises be present what is the condition of the subcutaneous tissues?

(N.B.-When injuries are numerous and cannot be mentioned within the space available they should be mentioned on a separate paper which should be signed)

(3)

18. Other injuries discovered by external

Examination or palpation as fractures

Intact, no fracture

a) Can you say definitely that the injuries shown
against derail Nos. 17 and 18 are ante-mortem injuries?

III) Internal Examination.

19. Head.

i) injuries under the scalp. their nature

ii) Skull-vault and base-describe fractures

their sites, dimensions, directions, etc.

iii) Brain-The appearance of its covering size
weight and general condition of the organ itself
and any abnormality found in its Examination on
be carefully noted (weight M. 3 gram F 2.75 grams)

Intact, no injury

Intact, no fracture

Intact

Meninges - congested
Brain matter congested
& oedematous

20. Thorax-

a) Walls, ribs, cartilages

b) Pleura

c) Larynx Trachea and Bronch

d) Right Lung

e) Left Lung

f) Pericardium

g) Heart with weight

h) Large vessels

i) Additional remarks

Intact, no injury

Intact

Intact, froth present along lining
lung enlarged, voluminous, bulky
Pinkish froth present, subpleural hemorrhage

Intact

Intact, no injury

21. Abdomen

Walls.

Peritoneum.

Cavity.

Buccal Cavity, teeth tongue and Pharynx.

Esophagus.

Stomach and its contents.

Small intestine and its contents.

Liver (with weight) and gall bladder.

Pancreas and Supraanals.

Spleen with weight.

Kidneys with weight.

Bladder.

Organs of generation.

Additional remarks with where possible, medical
offices deduction from the state of the contents
of the stomach as to time of death and last meal.

State which viscera (if any) have been retained
for chemical examination and also examination
and also quote the numbers on the bottles
containing the same.

Intact, no injury

Intact

Intact

Intact, no injury

Intact

Intact, congested, undigested food particles

Intact, congested, semidigested food particles

Intact, congested, no injury

Intact, congested, no injury

Intact, congested, no injury

Intact, congested, no injury

Intact, empty

Viscera not preserved.

22. Spine and Spinal Cord.

(4)

not opened.

Opinion as to cause probable cause

In my opinion the probable cause of death
is Asphyxia due to Drowning.

Dated 09/02/2024

(Signature)

Feddy

Medical Officer

Rural Hospital Boker

The Spinal Cord need not be examined unless there are any indications of disease, Strychnia poisoning or injury.

Note :- The report must be written and signed immediately after the examination. Medical officers will at once

depatch a duplicate copy to the Civil Surgeon of their district for record in his office

Great care should be taken not to cut viscera before they have been inspected in situ.

No.

03/66 - 2024

Dated 09/02/2024

Place Dispensary/Hospital

Rural Hospital

Forwarded to the police sub-inspector

For information

with reference to his No. of Dated / / 2013

2. Viscera has been preserved, It may please be Stated immediately whether examination by the chemical Analyser is necessary or it is to be destroyed.

Viscera not preserved.

Feddy
Civil Surgeon or M.M.S. Officer.

Medical Officer
Rural Hospital, Bhojpur

Copy forwarded with compliments to the Civil Surgeon,

for information

Seen and examined by the Civil Surgeon
Civil Surgeon (if any)

M.M.S. Officer.

Remarks for the

for

Feddy
Civil Surgeon

Medical Officer
Rural Hospital, Bhojpur

1000 Sets)-03-2021.
33/33, dated 16-6-41 and
D. No. 733/33, dated 11-12-47.
General with the Govt. of Maharashtra, Bombay's
R.Y. 1462/19357/1, dated 4-7-62.]

MLPM No. 160/2024
Date: 09/02/2024

C. M. 67 c.

Record of a Post-mortem examination held at Dr. S.C.G.M.C. and H., Nanded
on the dead body of Anjanabai Dnyaneshwar Village
Bhalerao of Renapur, Tq. Bhokar, Dist. Nanded.
Bhokar District Nanded by [Dr. G.B. Mishra]
[Dr. M.N. Mortade]
[Dr. D.G. More]

Dispensary
Hospital

I. General Particulars—

1. (a) By whom was the
corpse sent?

A.S.I. M.K. Gotamwad P.S. Nanded (Gramin)

(b) Name of place from
which sent.

(c) Distance of place
from which sent.

Dr. S.C.G.M.C. and H., Nanded

2. By whom was the corpse
brought?

B.S. More, P.C.B. No. 242

3. By whom identified?

4. The date, hour and minute
of its receipt.

01:30 PM

(a) The date, hour and
minute of beginning
post-mortem exami-
nation.

01:40 PM

09/02/2024

(b) The date, hour and
minute of ending
post-mortem exami-
nation.

02:40 PM

Substance of accompa-
nying Report from Police
Officer or Magistrate,
together with the date of
death if known. Supposed
cause of death or reason,
for examination.

As per police inquest and requisition letter, Alleged history
of car topple over and fall from bridge near Mogali farm
road while travelling from Bhokar to Umri on 08/02/2024
at around 23:30 hours in which severely injured, taken
to Dr. S.C.G.M.C. and H., Nanded, where the on duty medical
officer declared brought dead on 09/02/2024 at before
02:00 hours.

Supposed cause of death: Injured in accident.

6. If not examined at
Dispensary or Hospital—

(a) Name of place where
examined.

(b) Distance from Dispensary
or Hospital—

(c) Reason why the body
was not sent to the
Dispensary or Hospital—

Not applicable

II. External Examination—

7. Sex, apparent age, race
or caste.

Female, 30 years.

Description of clothes
and of ornaments on the
body.

One pink bedsheet, one green bedsheet, yellow
Saree, black colour parkar, brown colour
underwear, multicolour blouse.

8. *Condition of the clothes—*
whether wet with water,
stained with blood or soiled
with vomit or faecal matter.

Clothes wet with water, mud particles and
leaf particles present, handed over to
police on duty.

9. Special marks on the skin
such as scars, tattooing
etc., any malformations
peculiarities, or other
marks of identification.
State of the teeth.

Identified body by police.
Teeth intact, 16/16.

In newly born infants, the
length and (if possible) the
weight of the body to be
recorded together with the
state of the hair, nails and
umbilical cord, its length,
whether placenta is
attached or not, if present,
its size and condition.

Not applicable.

well nourished, cold.

Condition of body—
Whether well-nourished, thin
or emaciated, warm or cold.

Well marked, present in whole body.

11. **Rigor Mortis**—Well Marked.
slight or absent; whether
present in the whole body or
part only.

12. Extent and signs of decom-
position. presence post-
mortem lividity of buttocks,
loins, back and thighs or any
other part. Whether bullae
present and the nature of
their contained fluid.
Condition of the cuticle.

No signs of decomposition.

Post mortem lividity present over posterior aspect
of body except pressure areas; fixed.

13. **Features**—Whether natural
or swollen, state of eyes,
position of tongue; nature of
fluid (if any) oozing from
mouth, nostrils or ears.

Facial features - Natural

Eyes - closed

Mouth - Partly open

Tongue - Inside mouth

No oozing from mouth, nostrils or ears.

14. **Condition of skin**— Marks
of blood etc. In suspected
drowning the presence or
absence of cutaneous
to be noted.

Wet with water, stained with mud particles
~~present~~ at places along with leaf particles.

15. Injuries to external genitals.
Indication of purging.

No injury.
No purging.

16. Position of limbs—
Especially of arms and of
fingers in suspected
drowning the presence or
absence of sand or earth
within the nails or on the
skin of hands and feet.

straight

17. Surface wounds and
injuries—Their nature, posi-
tion, dimensions (measured)
and direction to be
accurately stated—their
probable age and causes
to be noted.

If bruises be present what
is the condition of the
subcutaneous tissues?

(N.B.—(When injuries are
numerous and cannot be
mentioned within the space
available they should be
mentioned on a separate
paper which should be
signed).

- 1) Laceration of size 3cm X 1.2cm present over
left side of forehead just above Left
eyebrow, red.
- 2) (Grazed) abrasion present over forehead in
midpart of size 5cm X 3cm directed
downward, straight.
- 3) Laceration present over nose of, size
5cm X 1cm X cartilage deep, red.
- 4) Laceration present over left maxillary
region of size 0.8cm X 0.2cm X bone deep

18. Other injuries discovered by
external examination or
palpation as fractures etc.

Fracture of sternum in upper $\frac{1}{3}$ rd part.

- (a) Can You say definitely
that the injuries shown
against serial Nos. 17
and 18 are ante mortem
injuries?

Yes, antemortem.

III. Internal Examination—

19. Head—

(i) Injuries under the scalp.
their nature.

Contusion ~~IV~~
(Injury) under the scalp present over the
frontal region of size 12cm x 10cm, red.

(ii) Skull— Vault and base—
describe fractures.
their sites, dimensions,
directions, etc.

Intact, no fracture.

(iii) Brain— The appearance
of its coverings, size,
weight and general
condition of the organ
itself and any
abnormality found in its
examination to be
carefully noted (weight
M. 3 grams F. 2.75 grams).

Meninges — Intact.

Brain — edematous, congested.

20. Thorax—

(a) Walls, ribs, cartilages

— 3rd to 8th ribs fractured on right side in mid-
axillary line, 3rd - 6th ribs fractured on left side
in midclavicular line, margins irregular infiltrated with blood.
— Each pleural cavity contains about 1 lit. of blood.

(b) Pleura

(c) Larynx, Trachea and
Bronchi.

— Intact, no foreign body.

(d) Right Lung

(e) Left Lung

Both lungs lacerated, contusions at places, collapsed.
Edematous, congested.

(f) Pericardium

— Pericardium — torn, contains about 150 ml
blood and blood clots.

(g) Heart with weight

— Laceration of size 5cm x 0.8cm present
right ventricle, obliquely placed. Blood c
adherent to margins

(h) Large Vessels

— Intact, Blood and blood clots present.

(i) Additional remarks.

Nil.

21. Abdomen—

Walls

Peritoneum

Cavity

Intact, cavity contains 1.5 lit. blood and blood clots.

Buccal Cavity, teeth, tongue and Pharynx.

Oesophagus

Intact, no foreign body.

Stomach and its contents

Small intestine and its contents.

Large intestine and its contents.

About 500 ml dal rice particles present, no abnormal smell perceived, mucosa intact.

Intact, partly filled with faeces and gases.

Liver (with weight) and gall bladder.

Liver - right lobe lacerated into pieces, blood clots adherent to margins.

Pancreas and Suprarenals

Spleen with weight

Kidneys with weight

Intact, congested.

Bladder

Intact, empty.

Organs of generations

Intact, non-pregnant.

Additional remarks with where possible, medical officer's deduction from the state of the contents of the stomach as to time of death and last meal.

Not commentable

State which viscera (if any) have been retained for chemical examination and also quote the numbers on the bottles containing the same.

Viscera not preserved.

M.L.P.M. No. 160/2024

Date: 09/02/2024

Place Dispensary
Civil Hospital

Dr. S.C.G.M.C. and H. Nanded.

Forwarded to the Police Sub-Inspector P.S. Nanded (Gramin).

for information with reference to his No. FMLC/PDK/1508/2024 09/02/2024

X2. Viscera has been preserved. It may please be stated *Immediately* whether examination by the Chemical Analyser is necessary or it is to be destroyed.

[Dr. D.G. More]

Resident Doctor
Dept. Of Forensic Medicine
Dr.S.C.Govt.Medical College.
Vishnupuri, Nanded-431606

[Dr. M.N. Mortade]

Resident Doctor
Dept. Of Forensic Medicine
Dr.S.C.Govt.Medical College.
Vishnupuri, Nanded-431606

[Dr. G.B. Mishra]

Resident Doctor
Dept. Of Forensic Medicine
Dr.S.C.Govt.Medical College.
Vishnupuri, Nanded-431606Civil Surgeon or M. M. S. Officer

Copy forwarded with compliments to the Civil Surgeon.

for information.



M. M. S. Officer

Seen and examined by the Civil Surgeon.

20

Remarks of the Civil Surgeon.

(if any)

Civil Surgeon

← Spine and Spinal Cord

Intact, not opened.

Opinion as to the cause
probable cause of death.

"Blunt trauma to chest and abdomen."

Dr. M. N. Mortade
[Dr. M. N. Mortade]

Resident Doctor
Dept. Of Forensic Medicine
Dr. S. C. Govt. Medical College.
Vishnupuri, Nanded-431606

Dr. D. G. More
[Dr. D. G. More]

Resident Doctor
Dept. Of Forensic Medicine
Dr. S. C. Govt. Medical College.
Vishnupuri, Nanded-431606

Dr. G. B. Mishra
[Dr. G. B. Mishra]

Resident Doctor
Dept. Of Forensic Medicine
Dr. S. C. Govt. Medical College.
Vishnupuri, Nanded-431606

Dated

09/02/2024

(Signature)

*This Spinal Cord need not be examined unless there are any indications of disease, Strychnia poisoning or injury.

Note— The report must be written and signed immediately after the examination. Medical Officers will at once despatch a duplicate copy to the Civil Surgeon of their district for record in his office.

Great care should be taken not to cut the viscera before they have been inspected in situ.

MLPM NO. 159/2024

Date: 09/02/2024

C. M. 67 e.

(Y)-176-(20,000 Sets)-03-2021.

G. D. No. 733/33, dated 16-6-41 and

H. and G. D. No. 733/33, dated 11-12-47.

Surgeon General with the Govt. of Maharashtra, Bombay's
letter No. 7874/1462/19357/1, dated 4-7-62.]

Memorandum of a Post-mortem examination held at Dr. S.C.G.M. and H., Nanded.

Dispensary
Hospital

On the dead body of Rekha Parmeshwar of Village
Bhalerao City Renapur

Taluka Bhokar District Nanded by [Dr. G.B. Mishra]
[Dr. M.N. Mortale]
[Dr. D.G. More]

I. General Particulars—

1. (a) By whom was the corpse sent? A.S.I. M.K. Gotamwad P.S. Nanded (Gramin)

(b) Name of place from which sent.

(c) Distance of place from which sent.

Dr. S.C.G.M.C and H., Nanded

2. By whom was the corpse brought?

J.R. Thakur, P.C.B. No. 2756 P.S. Nanded (Gramin)

3. By whom identified?

4. The date, hour and minute of its receipt.

12:20 PM

(a) The date, hour and minute of beginning post-mortem examination.

12:40 PM

09/02/2024

(b) The date, hour and minute of ending post-mortem examination.

01:40 PM

5. Substance of accompanying Report from Police Officer or Magistrate, together with the date of death if known. Supposed cause of death or reason, for examination.

As per police inquest and requisition letter, Alleged history of car topple over and fall from bridge near Mogli farm road while travelling from Bhokar to Umri on 08/02/2024 at around 23:30 hours in which severely injured, taken to Dr. SCGMCH, Nanded where the on duty Medical officer declared brought dead on 09/02/2024 at before 02:05 hours. supposed cause of death: severely injured in accident.

6. If not examined at Dispensary or Hospital—

(a) Name of place where examined.

(b) Distance from Dispensary or Hospital—

(c) Reason why the body was not sent to the Dispensary or Hospital—

Not applicable

II. External Examination—

7. Sex, apparent age, race or caste.

Female, 30 years.

Description of clothes and of ornaments on the body.

Green saree, red parka, green blouse, brown underwear.

8. Condition of the clothes—whether wet with water, stained with blood or soiled with vomit or faecal matter.

Clothes stained with blood and mud particles at places, handed over to Police on duty.

9. Special marks on the skin such as scars, tattooing etc., any malformations peculiarities, or other marks of identification. State of the teeth.

Identified body by police.
Teeth - Intact, 16/16.

In newly born infants, the length and (if possible) the weight of the body to be recorded together with the state of the hair, nails and umbilical cord, its length, whether placenta is attached or not, if present, its size and condition.

Not applicable.

10. *Condition of body*—whether well-nourished, thin or emaciated, warm or cold.

Thin built, cold.

11. *Rigor Mortis*—Well Marked, slight or absent; whether present in the whole body or part only.

well marked, present in whole body.

12. Extent and signs of decomposition, presence post-mortem lividity of buttocks, loins, back and thighs or any other part. Whether bullae present and the nature of their contained fluid. Condition of the cuticle.

No signs of decomposition.

Postmortem lividity - Faint, present over posterior aspects of body, fixed.

13. *Features*—Whether natural or swollen, state of eyes, position of tongue; nature of fluid (if any) oozing from mouth, nostrils or ears.

Facial features - Natural.

Eyes - closed

Mouth - partly open

Tongue - Inside mouth

No oozing from mouth, nostrils or ears.

14. *Condition of skin*—Marks of blood etc. In suspected drowning the presence or absence of cutaneous anserina to be noted.

dry.

15. Injuries to external genitals.
Indication of purging.

No injury.
No purging.

16. *Position of limbs*—
Especially of arms and of
fingers in suspected
drowning the presence or
absence of sand or earth
within the nails or on the
skin of hands and feet.

Straight.

17. *Surface wounds and
injuries*—Their nature, posi-
tion, dimensions (measured)
and direction to be
accurately stated—their
probable age and causes
to be noted.

If bruises be present what
is the condition of the
subcutaneous tissues?

(N.B.—(When injuries are
numerous and cannot be
mentioned within the space
available they should be
mentioned on a separate
paper which should be
signed).

18. Other injuries discovered by
external examination or
palpation as fractures etc.

- 1) Therapeutic Intravenous canula mark present over
right cubital fossa, red
- 2) Laceration present over right zygomatic region
of size 1.2 cm X 1 cm X bone deep.
- 3) Abrasion present over left side of forehead
just above left eyebrow of size 2 cm X 1-2 cm
red.
- 4) Grazed abrasion present over right clavicular
region in midpart of size 4 cm X 2.5 cm directed
upwards, red.
- 5) Grazed abrasion present over right scapular
region of size 12 cm X 9 cm directed downwards
laterally, red.
- 6) Crush injury present over left upper
limb involving lower $\frac{1}{3}$ of arm and
upper $\frac{1}{3}$ of forearm [Left humerus,
Left radius, Left ulna, Left elbow joint
of size 24 cm X 13 cm along with under-
lined muscles, vessels-lacerated, bones
crushed into pieces.

→ No fracture. Other than injury no. 6 in
column no. 17.

- (a) Can You say definitely
that the injuries shown
against serial Nos. 17
and 18 are ante mortem
injuries?

Yes, ante mortem.

21. Abdomen—

Walls

Peritoneum

Cavity

Intact, no free fluid.

Buccal Cavity, teeth, tongue
and Pharynx.

Oesophagus

Intact, no foreign body

Stomach and its contents

About 200 ml yellow coloured semidigested food
particles present, no abnormal smell perceived, mucosa-
Intact.Small intestine and its
contents.Large intestine and its
contents.

Intact, partly filled with faeces and gases.

Liver (with weight) and gall
bladder.

Pancreas and Suprarenals

Spleen with weight

Kidneys with weight

Intact, pale

Bladder

- Intact, empty.

Organs of generations

- Intact, ^{uterus} non-pregnant.Additional remarks with
where possible, medical
officer's deduction from the
state of the contents of the
stomach as to time of death
and last meal.

Not commentable

State which viscera (if any)
have been retained for
chemical examination and
also quote the numbers on
the bottles containing the
same.


Viscera not preserved.

*Spine and Spinal Cord—


Intact, not opened.

Opinion as to the cause
probable cause of death.


"Hemorrhage and shock due to crush injury
to left upper limb."


[Dr. M. N. Mortade]

Resident Doctor
Dept. Of Forensic Medicine
Dr. S. C. Govt. Medical College,
Vishnupuri, Nanded-431606


[Dr. D. G. More]

Resident Doctor
Dept. Of Forensic Medicine
Dr. S. C. Govt. Medical College,
Vishnupuri, Nanded-431606


[Dr. G. B. Mishra]
Resident Doctor
Dept. Of Forensic Medicine
Dr. S. C. Govt. Medical College,
Vishnupuri, Nanded-431606

Dated

09/02/2024

(Signature)

*This Spinal Cord need not be examined unless there are any indications of disease, Strychnia poisoning or injury.

Note— The report must be written and signed immediately after the examination. Medical Officers will at once despatch a duplicate copy to the Civil Surgeon of their district for record in his office.

Great care should be taken not to cut the viscera before they have been inspected in situ.

M.L.P.M. No. 159/2024

Date: 09/02/2024

Place Dispersary
Civil Hospital

Dr. S.C.G.M.C. and H., Nanded


Forwarded to the Police Sub-Inspector


P.S. Nanded (Gramin)


for information with reference to his No.

FMLC/PDK/1509/2024 of 09/02/2024

X². Viscera has been preserved. It may please be stated *Immediately* whether examination by the Chemical Analyser is necessary or it is to be destroyed.


[Dr. D. G. More]
Resident Doctor
Dept. Of Forensic Medicine
Dr.S.C.Govt.Medical College.
Vishnupuri, Nanded-431606


[Dr. M. N. Mortade]
Resident Doctor
Dept. Of Forensic Medicine
Dr.S.C.Govt.Medical College.
Vishnupuri, Nanded-431606


[Dr. G. B. Mishra]
Resident Doctor
Dept. Of Forensic Medicine
Dr.S.C.Govt.Medical College.
Vishnupuri, Nanded-431606

Copy forwarded with compliments to the Civil Surgeon.

for information.



M. M. S. Officer

Seen and examined by the Civil Surgeon.

2)

on

Remarks of the Civil Surgeon.

(if any)

Civil Surgeon